

# Creating customized data matrix codes for the ReadyStream® system

## Intended Use

In order to expand the system capability to specific user needs, a website application allows the user to generate online customized data matrix codes.

[SigmaAldrich.com/ReadyStream-DataMatrix](http://SigmaAldrich.com/ReadyStream-DataMatrix)

The self-generated test data matrixes can be integrated into a standard operating test procedure or printed and attached to a product to be tested.

## Procedure

Visit the product webpage and follow the link to the web Datamatrix generator app.

Fill the form with the specific parameters needed (Volume, Concentration, Flow rate).

\* Test Name  
Beef test1  
Characters remaining: 0 / 10

\* Description  
Salmonella Beef pooled 375g  
Characters remaining: 3 / 30

\* Media Volume (ml) ⓘ  
3375 Calculate Volume

\* Concentration (x) ⓘ      \* Dispensing Flow (l/min) ⓘ  
1.0      2.0

Add Temperature

To define a dispensing temperature, check the “Add Temperature” box, and fill the additional form.

Add Temperature

\* Temperature (°C) ⓘ      \* Priority ⓘ  
36.0      Temperature ▼

Select the priority mode, Temperature or Flow rate (see page 27 of the user manual).

The corresponding data matrix is created by clicking on “Generate”.

Please note that some fields have a restriction in term of text length or value. An error message is then displayed in red under the field to explain the issue. It will not be possible to generate a barcode until all errors are resolved.

Generate

Print/Export

Clear

To help in determining the volume, especially for non-standard sample sizes, it is also possible to use the volume calculator. In the calculator, enter the sample size (in gram) and the dilution factor. Click on “Calculate”, and “Apply” to accept the value.

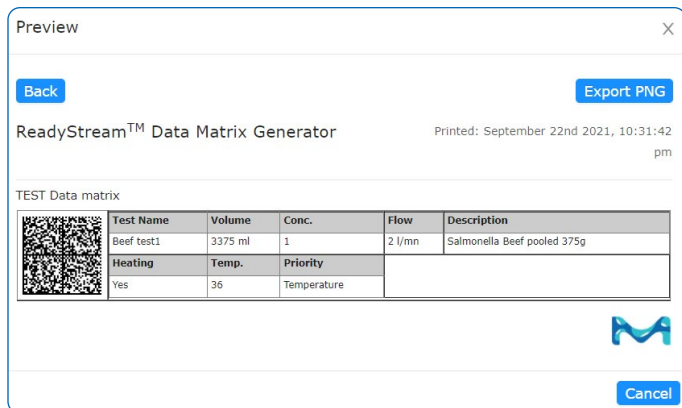
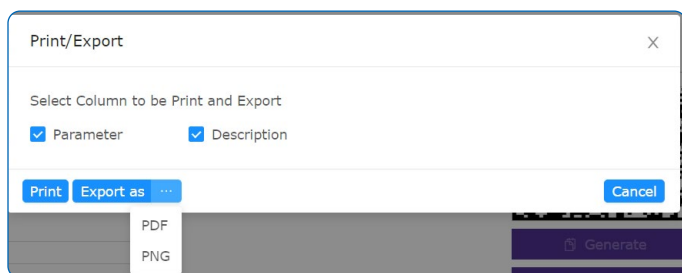
Sample Weight (g):      Dilution Factor:      X

100.0      10      Calculate

\* Calculated Media Volume (ml):

900      Apply

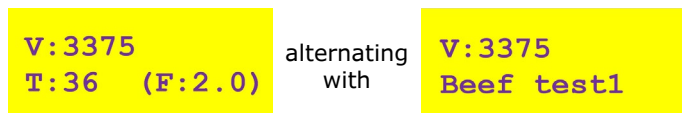
The user can Print/Export in the preferred format PDF or PNG, and select the additional information to Print/Export together with the data matrix code:



### Note

The information in this document is subject to change without notice and should not be construed as a commitment by Merck KGaA, Darmstadt, Germany. Merck KGaA, Darmstadt, Germany assumes no responsibility for any errors that may appear in this document. This manual is believed to be complete and accurate at the time of publication. In no event shall Merck KGaA, Darmstadt, Germany be liable for incidental or consequential damage in connection with or arising from the use of this manual.

Scan the corresponding data matrix on the ReadyStream® system when prompted using the barcode reader. The information from the data matrix code will be displayed on the dispensing unit of the ReadyStream® system.



**ReadyStream® Data Matrix Generator Tool**  
[SigmaAldrich.com/ReadyStream-DataMatrix](https://SigmaAldrich.com/ReadyStream-DataMatrix)

### To place an order or receive technical assistance

Order/Customer Service:  
**SigmaAldrich.com/order**

Technical Service:  
**SigmaAldrich.com/techservice**  
[SigmaAldrich.com/ReadyStream](https://SigmaAldrich.com/ReadyStream)

MilliporeSigma  
 400 Summit Drive  
 Burlington, MA 01803

